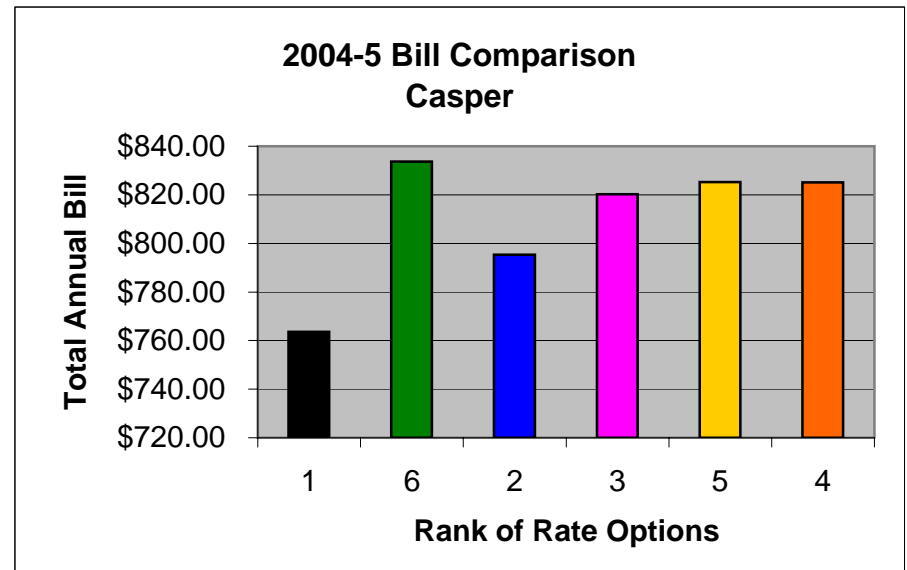


**KINDER MORGAN INC.
2004-5 CHOICE GAS YEAR BILL COMPARISON
CASPER DIVISION - SUMMARY**

RATE OPTION	2004-2005 TOTAL ANNUAL BILL
Pass On Rate [Regulated Rate]	763.55
ACE - Fixed*	833.73
ACE - Market*	836.62
KMCGS - Market - Minimum	795.30
KMCGS - Fixed - Minimum	819.65
KMCGS - Market - Average	836.78
KMCGS - Fixed - Average	841.04
KMCGS - Market - Maximum	842.25
KMCGS - Fixed - Maximum	866.60
MUE - Blended - Minimum	820.20
MUE - Blended - Average	827.45
MUE - Fixed - Minimum	828.10
MUE - Blended - Maximum	833.32
MUE - Market - Minimum	835.68
MUE - Fixed - Average	839.75
MUE - Market - Average	841.31
MUE - Market - Maximum	847.89
MUE - Fixed - Maximum	857.21
WCG - Blended - Minimum	825.26
WCG - Fixed - Minimum	828.10
WCG - Blended - Average	831.87
WCG - Market - Minimum	835.68
WCG - Fixed - Average	835.85
WCG - Blended - Maximum	837.70
WCG - Market - Average	839.75
WCG - Market - Maximum	845.07
WCG - Fixed - Maximum	852.51
WPCA - Blended*	825.06
WPCA - Fixed*	828.10
WPCA - Market*	835.68

RANK	SUPPLIER'S LOWEST BILL	2004-2005 TOTAL ANNUAL BILL
1	Pass On Rate [Regulated Rate]	\$ 763.55
6	ACE - Fixed*	\$ 833.73
2	KMCGS - Market - Minimum	\$ 795.30
3	MUE - Blended - Minimum	\$ 820.20
5	WCG - Blended - Minimum	\$ 825.26
4	WPCA - Blended*	\$ 825.06

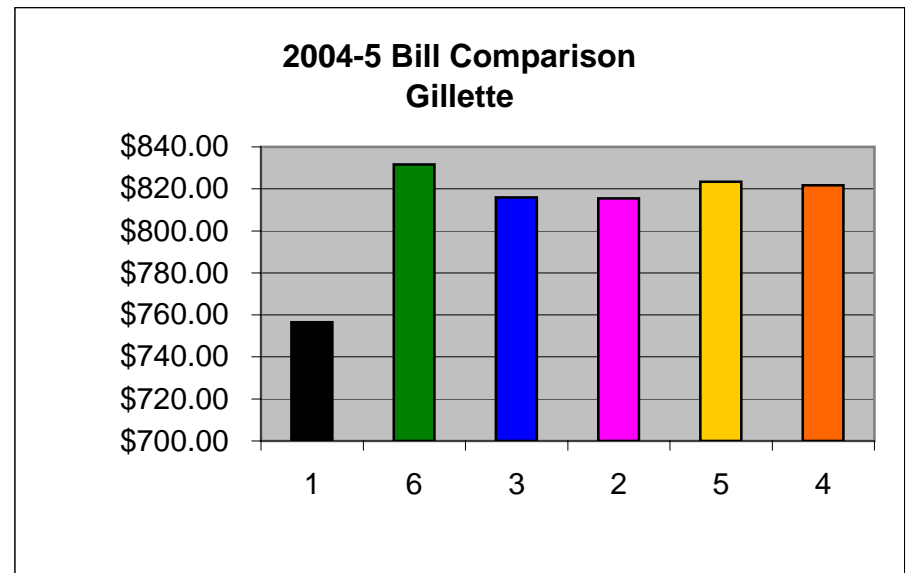


* Data for only 1 price available for each rate option.

**KINDER MORGAN INC.
2004-5 CHOICE GAS YEAR BILL COMPARISON
GILLETTE DIVISION - SUMMARY**

RATE OPTION	2004-2005 TOTAL ANNUAL BILL
Pass On Rate [Regulated Rate]	756.56
ACE - Fixed*	831.70
ACE - Market*	841.02
KMCGS - Fixed - Minimum	815.87
KMCGS - Fixed - Average	832.97
KMCGS - Market - Minimum	836.85
KMCGS - Fixed - Maximum	849.19
KMCGS - Market - Average	849.35
KMCGS - Market - Maximum	861.84
MUE - Blended - Average	815.48
MUE - Blended - Minimum	820.56
MUE - Fixed - Minimum	823.37
MUE - Fixed - Average	834.29
MUE - Market - Minimum	839.35
MUE - Blended - Maximum	846.39
MUE - Fixed - Maximum	848.36
MUE - Market - Average	849.16
MUE - Market - Maximum	866.01
WCG - Fixed - Minimum	823.37
WCG - Blended - Minimum	824.09
WCG - Fixed - Average	831.25
WCG - Blended - Average	832.35
WCG - Market - Minimum	838.52
WCG - Fixed - Maximum	844.19
WCG - Market - Average	845.87
WCG - Blended - Maximum	846.75
WCG - Market - Maximum	857.68
WPCA - Blended*	821.74
WPCA - Fixed*	823.37
WPCA - Market*	839.35

RANK	SUPPLIER'S LOWEST BILL	2004-2005 TOTAL ANNUAL BILL
1	Pass On Rate [Regulated Rate]	\$ 756.56
6	ACE - Fixed*	\$ 831.70
3	KMCGS - Fixed - Minimum	\$ 815.87
2	MUE - Blended - Average	\$ 815.48
5	WCG - Fixed - Minimum	\$ 823.37
4	WPCA - Blended*	\$ 821.74

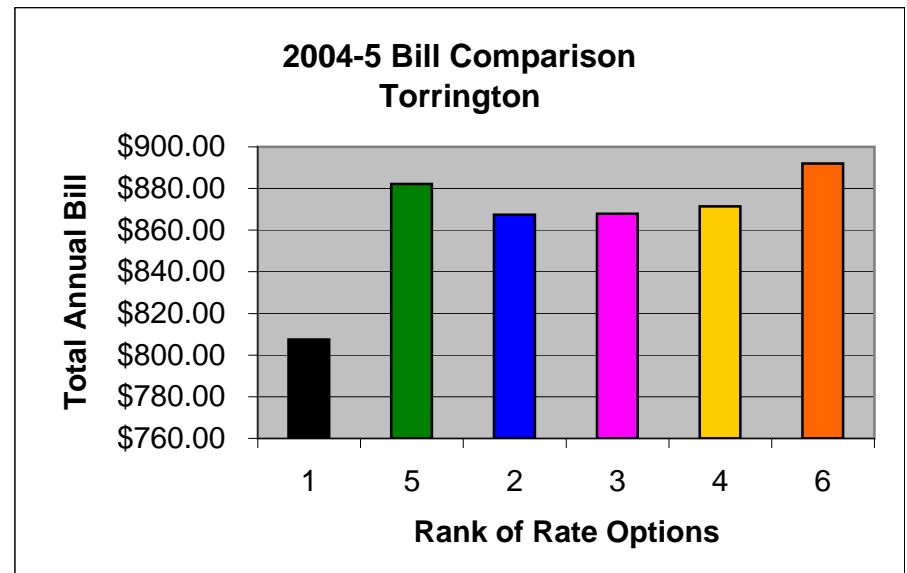


* Data for only 1 price available for each rate option.

**KINDER MORGAN INC.
2004-5 CHOICE GAS YEAR BILL COMPARISON
TORRINGTON DIVISION - SUMMARY**

RATE OPTION	2004-2005 TOTAL ANNUAL BILL
Pass On Rate [Regulated Rate]	807.45
ACE - Fixed*	882.12
ACE - Market*	898.42
KMCGS - Fixed - Minimum	867.36
KMCGS - Market - Minimum	880.38
KMCGS - Fixed - Average	882.12
KMCGS - Market - Average	900.88
KMCGS - Market - Maximum	913.18
KMCGS - Fixed - Maximum	941.16
MUE - Blended - Average	867.85
MUE - Fixed - Minimum	871.46
MUE - Blended - Minimum	874.26
MUE - Fixed - Average	880.84
MUE - Fixed - Maximum	891.14
MUE - Market - Minimum	895.96
MUE - Blended - Maximum	899.16
MUE - Market - Average	905.96
MUE - Market - Maximum	928.76
WCG - Fixed - Minimum	871.46
WCG - Fixed - Average	872.75
WCG - Blended - Minimum	876.84
WCG - Blended - Average	883.42
WCG - Fixed - Maximum	884.58
WCG - Blended - Maximum	894.06
WCG - Market - Minimum	895.14
WCG - Market - Average	902.22
WCG - Market - Maximum	913.18
WPCA - Fixed*	891.96
WPCA - Blended*	897.27
WPCA - Market*	925.48

RANK	SUPPLIER'S LOWEST BILL	2004-2005 TOTAL ANNUAL BILL
1	Pass On Rate [Regulated Rate]	\$ 807.45
5	ACE - Fixed*	\$ 882.12
2	KMCGS - Fixed - Minimum	\$ 867.36
3	MUE - Blended - Average	\$ 867.85
4	WCG - Fixed - Minimum	\$ 871.46
6	WPCA - Fixed*	\$ 891.96



* Data for only 1 price available for each rate option.